

SEI Investments Canada Company



Global Balanced Growth Pool -- Class O

Fund Facts June 29, 2023

This document contains key information you should know about the Global Balanced Growth Pool. You can find more detailed information in the fund's simplified prospectus. Ask your representative for a copy, contact SEI Investments Canada Company at 1-800-567-1565, email infocanada@seic.com or visit www.seic.ca. **Before you invest in any fund, you should consider how it would work with your other investments and your tolerance for risk.**

Quick facts

Fund code:	024	Fund manager:	SEI Investments Canada Company
Date class started:	September 12, 2002	Portfolio manager:	SEI Investments Canada Company
Total value of the fund on May 31, 2023:	\$74,941,657	Sub-advisor:	SEI Investments Management Corporation
Management expense ratio (MER):	0.22%	Distributions:	Annually in December (if any)
		Minimum investment:	\$500 initial, \$500 additional

What does the fund invest in?

The fund invests in a diversified portfolio of Canadian and foreign equity securities and Canadian and foreign fixed income securities, either directly or through investment in underlying funds.

The charts below give you a snapshot of the fund's investments on May 31, 2023. The fund's investments will change.

Top 10 investments (as at May 31, 2023)

1. U.S. Large Company Equity Fund	25.5%
2. Canadian Fixed Income Fund	20.9%
3. Canadian Equity Fund	12.8%
4. International Equity Fund	11.8%
5. U.S. High Yield Bond Fund (Class O, hedged)	8.1%
6. Real Return Bond Fund	5.9%
7. Emerging Markets Equity Fund	5.4%
8. U.S. Small Company Equity Fund	4.6%
9. Global Managed Volatility Fund	4.4%
10. Other Assets & Liabilities, Net	0.6%

Total percent of the top 10 investments 100.0%

Total number of investments 10

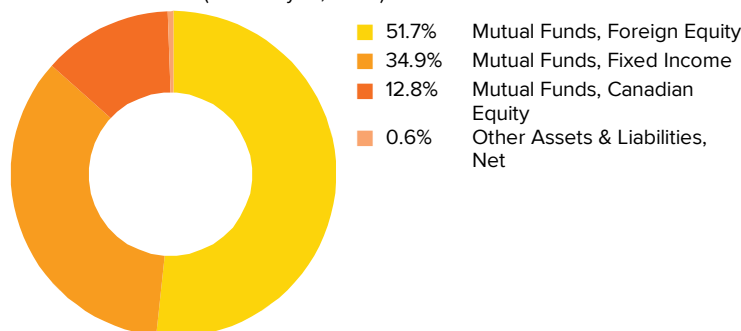
How risky is it?

The value of the fund can go down as well as up. You could lose money.

One way to gauge risk is to look at how much a fund's returns change over time. This is called "volatility".

In general, funds with higher volatility will have returns that change more over time. They typically have a greater chance of losing money and may have a greater chance of higher returns. Funds with lower volatility tend to have returns that change less over time. They typically have lower returns and may have a lower chance of losing money.

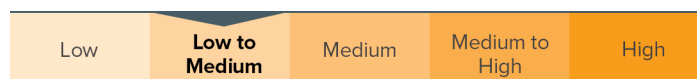
Investment mix (as at May 31, 2023)



Risk rating

SEI Investments Canada Company has rated the volatility of this fund as **Low to Medium**.

This rating is based on how much the fund's returns have changed from year to year. It doesn't tell you how volatile the fund will be in the future. The rating can change over time. A fund with a low risk rating can still lose money.



For more information about the risk rating and specific risks that can affect the fund's returns, see the "What is a Mutual Fund and What Are the Risks of Investing in a Mutual Fund?" section of the fund's simplified prospectus.

Global Balanced Growth Pool -- Class O

No guarantees

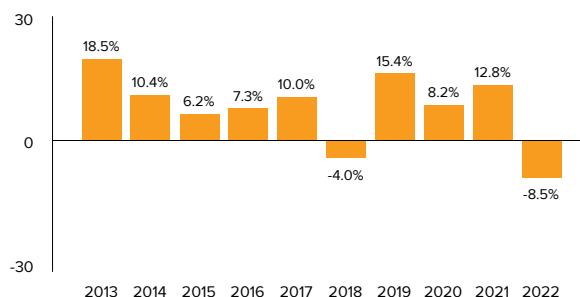
Like most mutual funds, this fund doesn't have any guarantees. You may not get back the amount of money you invest.

How has the fund performed?

This section tells you how Class O units of the fund have performed over the past 10 years. Returns are after expenses have been deducted. These expenses reduce the fund's returns.

Year-by-year returns

This chart shows how Class O units of the fund have performed in each of the past 10 calendar years. The fund dropped in value in 2 of the past 10 years. The range of returns and change from year to year can help you assess how risky the fund has been in the past. It does not tell you how the fund will perform in the future.



Best and worst 3-month returns

This table shows the best and worst returns for Class O units of the fund in a 3-month period over the past 10 years. The best and worst 3-month returns could be higher or lower in the future. Consider how much of a loss you could afford to take in a short period of time.

	Return	3 months ending	If you invested \$1,000 at the beginning of the period
Best return	11.7%	June 30, 2020	Your investment would rise to \$1,117
Worst return	-13.5%	March 31, 2020	Your investment would drop to \$865

Average return

This section shows the value and annual compounded rate of return of a hypothetical \$1,000 investment in Class O units of the fund. A person who invested \$1,000 in the class 10 years ago has \$1,939 as of May 31, 2023. This works out to an annual compound return of 6.8%.

Who is this fund for?

Investors who:

- seek a diversified portfolio of Canadian and foreign equities and bonds, but wishes to maintain a greater bias towards capital growth; and
- have a low to medium level of investment risk tolerance.

A word about tax

In general, you'll have to pay income tax on any money you make on a fund. How much you pay depends on the tax laws where you live and whether or not you hold the fund in a registered plan, such as a Registered Retirement Savings Plan or a Tax-Free Savings Account.

Keep in mind that if you hold your fund in a non-registered account, fund distributions are included in your taxable income, whether you get them in cash or have them reinvested.

How much does it cost?

The following tables show the fees and expenses you could pay to buy, own and sell Class O units of the fund. The fees and expenses – including any commissions – can vary among classes of a fund and among funds. Higher commissions can influence representatives to recommend one investment over another. Ask about other funds and investments that may be suitable for you at a lower cost.

1. Sales charges

No sales charges are payable for purchases made directly through SEI Investments Canada Company or authorized brokers and dealers.

2. Fund expenses

You don't pay these expenses directly. They affect you because they reduce the fund's returns. As of December 31, 2022, the fund's expenses were 0.29% of its value. This equals \$2.90 for every \$1,000 invested.

	Annual rate (as a % of the fund's value)
Management expense ratio (MER) This is the total of the fund's management fee and operating expenses. The MER is exclusive of the investment management fee, which is negotiated with and paid directly to the fund's portfolio manager, and which is up to 2.85% of the average monthly net asset value represented by the class of units held by a unitholder.	0.22%
Trading expense ratio (TER) These are the fund's trading costs.	0.07%
Fund expenses	0.29%

More about the trailing commission

The trailing commission is an ongoing commission. SEI Investments Canada Company does not pay trailing commissions to representatives for this class of units.

3. Other fees

You may have to pay other fees when you buy, hold, sell or switch units of the fund.

Fee	What you pay
Short-term trading fee	A short-term trading penalty of up to 2% on the redemption price of units redeemed within 30 days of the date upon which the units were purchased. The penalty is paid to the fund and not to SEI Investments Canada Company.
Management Fee	You will be charged a management fee which is negotiated with, and paid directly to, SEI Investments Canada Company. The maximum management fee to be charged is 2.85%.

What if I change my mind?

Under securities law in some provinces and territories, you have the right to:

- withdraw from an agreement to buy mutual fund units within two business days after you receive a simplified prospectus or Fund Facts document, or
- cancel your purchase within 48 hours after you receive confirmation of the purchase.

In some provinces and territories, you also have the right to cancel a purchase, or in some jurisdictions, claim damages, if the simplified prospectus, Fund Facts document, or financial statements contain a misrepresentation. You must act within the time limit set by the securities law in your province or territory.

For more information, see the securities law of your province or territory or ask a lawyer.

For more information

Contact SEI Investments Canada Company or your representative for a copy of the fund's simplified prospectus and other disclosure documents. These documents and the Fund Facts make up the fund's legal documents.

**SEI Investments
Canada Company**
 130 King Street West
 Suite 2810, P.O. Box 433
 Toronto, Ontario M5X 1E3

Phone: (416) 777-9700
Toll-free: 1-800-567-1565
Fax: (416) 777-9093
Email: infocanada@seic.com

To learn more about investing in mutual funds, see the brochure **Understanding mutual funds**, which is available on the website of the Canadian Securities Administrators at www.securities-administrators.ca.